

# **Portobello & Craigmillar Neighbourhood Partnership**

## **‘Local Community Plan’ 2008 to 2011**



*Portobello Beach*



*Craigmillar Castle*

# Welcome Statement

Welcome to the 1<sup>st</sup> Portobello & Craigmillar Neighbourhood Partnership's Local Community Plan

"We want our Local Community Plan to be three things:

- 1 A plan of action that sets out in plain English how we can make our community a better place to live.
- 2 A plan that involves all of us working together to make our community a safer, greener, cleaner, healthier, and a friendlier place to live.
- 3 A plan that is updated and improved as we achieve progress.

This is an exciting time to be living in Edinburgh and especially in East Edinburgh. Never before has there been so much opportunity for local people to have a real say in what is happening and what should happen.

We see our role as helping everyone's voice to be heard, to involve as many people as possible in the decisions that are taken and keeping people up to date with what's been achieved by those decisions. There are some excellent things happening in our community and we intend to do even more in the years ahead"

**Note:** *This Plan is for 2008 to 2011, but this might change to 2012 to tie in with the Edinburgh Partnership and the life the Council. But this is dependant on the dates of the next elections.*



# Contents

	<b>Page(s)</b>
<b>Welcome Statement</b>	<b>2</b>
<b>Contents</b>	<b>3</b>
<b>Portobello &amp; Craigmillar Neighbourhood Partnership (NP) Board</b>	
• Membership of (NP) Board	<b>4</b>
• Operation of the NP	<b>5</b>
<b>Vision Statement</b>	<b>6</b>
<b>What is a Community Plan and whose plan is it?</b>	<b>7</b>
<b>Your views, your concerns &amp; your priorities</b>	<b>8</b>
<b>What's Community Planning &amp; Development of the Plan</b>	<b>9/11</b>
• Background	
• The Edinburgh Model	
• Joint Working & Development of the Local Community Plan	
• Community Input	
<b>The Area Profile</b>	<b>12-13</b>
<b>Single Outcome Agreement and Fairer Scotland Fund</b>	<b>15</b>
<b>The Identified Neighbourhood Priorities</b>	<b>16- 22</b>
• Definition, local context and additional information	
<b>How to contact us</b>	<b>23</b>
<b>The National Indicators and Targets (appendix 1)</b>	<b>24-26</b>
<b>Map</b>	<b>27</b>

## ***The Neighbourhood Partnership Board***

The Portobello & Craigmillar Neighbourhood Partnership Board is made up of the three local councillors, three community representatives, the Police, the Voluntary Sector and NHS Lothian.

<b>BOARD MEMBERS</b> <b>Portobello &amp; Craigmillar Neighbourhood Partnership (NP)</b>	
<b>Local Elected Members:</b>	
Councillor Maureen Child	
Councillor Michael Bridgman	
Councillor Stephen Hawkins	
<b>Community Representatives:</b>	
Peter McColl (photograph to follow)	Portobello Community Council
Honor Flynn	Craigmillar Community Council
Norrie Davies	Community Regeneration Forum
<b>Others:</b>	
Terri Semple & Claudia Goncalves (This is a shared role)	Voluntary Sector Representatives
Inspector Cameron Chapman	Lothian & Borders Police
David White	NHS Lothian from the LCHP - (Lothian Community Health Partnership)

## ***How our Neighbourhood Partnership (NP) Operates***

- NPs are sub-committees of the Council and act as ‘advisory groups’.
- The Chair of the NP must be an elected member (councillor). Our three local councillors agreed to rotate the Chair of the partnership. Councillor Michael Bridgman was Chair from September 2007 until September 2008. Councillor Maureen Child took over as Chair from September 2008, and it will transfer onto Councillor Stephen Hawkins in the future.
- We also have three Community Representatives (and their deputies).
- Our nominated community representatives are from the two local community councils i.e. Portobello and Craigmillar Community Councils and our third community representative is the nominee from the Community Regeneration Forum.
- The Voluntary Sector is allocated one seat on the NP Board. Our representatives were nominated by the recently established Local Voluntary Sector Forum. The role is shared by two people. The establishment of our local forum was assisted by Edinburgh Voluntary Organisations Council (EVOC).
- Lothian and Borders Police and NHS Lothian are each allocated one seat on the NP Board.
- All NP members are bound by an agreed ‘Code of Conduct ‘.
- Our NP will meet locally, in public, at least four times each year. Other meetings will be arranged if required.
- A key task is to involve local people in the decisions that affect them and the NP will establish a range of sub-groups linked to the priorities in this plan. The aim is to provide a range of opportunities for local people to get involved if they choose to, help us monitor local performance and service standards, to influence service delivery and help us to tackle the local priorities.
- We will regularly arrange local consultation and/or community input events to check we are making progress and as part of our annual review of our Local Community Plan.

PORTOBELLO & CRAIGMILLAR

NEIGHBOURHOOD  
PARTNERSHIP



## ***Our “Vision Statement”***

Portobello & Craigmillar will be a place where –

“Our community is a safe, clean, healthy and prosperous place to live”

We aim to achieve this:

- By working together more effectively, to increase opportunities that will help our community achieve a healthier and improved quality of life.
- By improving life chances, by valuing learning and promoting self esteem in all our young people.
- By delivering a sustainable environment for future generations.
- By delivering better quality services, which meet our community’s needs.

PORTOBELLO & CRAIGMILLAR

NEIGHBOURHOOD  
PARTNERSHIP



## ***What is a Local Community Plan and whose Plan is it?***

Our Local Plan is an improvement plan for the whole area. It aims to identify and tackle the key local issues and address the remaining pockets of deprivation and inequality. Our plan will be reviewed regularly and it will continue to develop and change over time.

We will learn by doing.

This plan belongs to the whole community. It will help to hold local service providers more accountable for the services that they deliver locally. This is a real change in the way that public services are planned and developed and provides a real opportunity to make things better.

Our plan will evolve over time and it will be influenced by ***your views, your concerns and your priorities***. Our plan will be reviewed and updated regularly to make sure that it is delivering a better quality of life for everyone who lives or works in the area. With your ongoing help, we are committed to focussing services to meet neighbourhood needs.

As a partnership we will build the following four principles into new initiatives that we develop:

- **Civic Responsibility** – we will encourage joint ownership by recognising that everyone can make a difference and has a part to play
- **Equalities** – we will make an effort to provide opportunities for all voices to be heard and also consider the impact and needs of those who are under represented. We will remember that one size does not fit all and we will regularly review what we do.
- **Environment Sustainability** – we will work to protect and improve the local environment by being aware of opportunities to reduce the impact of what we do.
- **Social Inclusion** – we will make efforts to engage with all sections of the community.

We are enthusiastic about the work that's been done so far. Thank you to everyone who has helped us to shape this plan.

PORTOBELLO & CRAIGMILLAR

NEIGHBOURHOOD  
PARTNERSHIP



## ***Your views, your concerns and your priorities***

The aim of community planning is to make sure that the community have their say and can influence decisions made about public services that will impact on them.

We accept that to fully understand local needs and ensure that we deliver and improve services to meet those needs, we must involve local people.

Over the coming years, your views, your concerns and your priorities will continue to shape our Local Plan and we are working hard to make it easier for you to contact us, have more opportunities to get involved, and to find out what is going on. We have already started to develop better ways to do this as part of the work to develop this 1<sup>st</sup> Local Community Plan.

All partners have a key role to play, including your community councils, local groups and other community representatives and staff from the Council, NHS Lothian, Police and the Voluntary Sector. To ensure that we make further progress we will continue to work together to draw-up and agree our Neighbourhood Partnership's Communication, and Community Engagement Plans.

So far:

- We have held 'Drop-In Sessions' before all our Neighbourhood Partnership meetings, to provide opportunities for people to report issues, ask questions or obtain information.
- We now have our own Neighbourhood Partnership e-mail address: [pc.np@edinburgh.gov.uk](mailto:pc.np@edinburgh.gov.uk) and website: [www.edinburghnp.org.uk](http://www.edinburghnp.org.uk)
- We have participated in local events and meetings to find out what is important to local people.
- We have arranged special events for harder to reach groups to give them an opportunity to 'Have Your Say'
- We have produced a Neighbourhood Partnership information leaflet
- We have displayed posters about the Neighbourhood Partnership meetings in local venues, such as Portobello and Craigmillar Libraries, Jack Kane Centre, Portobello Community Centre, and Swim Centre.
- We have used the NP logo and colours on our banners and leaflets.

Over the coming year(s) we will:

- Develop more regular localised surgeries to make it easier to report issues
- Build a Neighbourhood Partnership sub-structure that encourages local participation and delivers increased local influence
- Develop our website
- Promote the work of the Neighbourhood Partnership
- Regularly review and update our Local Plan linked to a wide range of events to ask local people if things are getting better
- Produce an annual report
- Build stronger links between our community councils, local groups, schools and service providers
- Establish a Youth Forum.

# ***Community Planning***

## **What is Community Planning?**

Community Planning is about giving local people more say in the decisions that directly affect them and to make public service providers such as the Council, Police and Health more locally accountable. All Local Authorities (Councils) now have a Statutory Duty (by law) to take a lead role in making community planning a reality

## **The Edinburgh Model:**

In Edinburgh it was agreed that the best way to deliver effective local community planning was by setting up 12 local Neighbourhood Partnerships (NPs) across the city. The new neighbourhood partnerships were established in 2007 and replaced the previous Local Development Committees (LDCs). Each Neighbourhood Partnership is responsible for developing a local community plan for their area.

## **Working Together:**

Partnership is about people working together to address agreed priorities. The development of this plan has already provided new opportunities for service providers and the Community to work together. This is building stronger working relationships across the community.



Support for the NP is provided by a Joint Officers Working Group which is currently made up of officers from the main service providers and the voluntary sector. As we move forward it is likely that new partners will get involved. This will help us to ensure the effective delivery of the agreed local outcomes included in this plan.

The local community is a key partner and we will work hard to consult and listen to local people, to keep them updated and encourage them to get involved in the decision making processes. One way that we will do this is by developing the Neighbourhood Partnership sub-structure based on the work that is needed to tackle the agreed neighbourhood priorities.

## **Development of our Local Community Plan (2008 to 2011):**

The Scottish Government now requires all public agencies to work together to deliver on clear targets. This is known as the 'Single Outcome Agreement' which aims to improve everyone's quality of life. When developing this plan, the partners have recognised the need to deliver both the Scottish Government national priorities and outcomes, and also Edinburgh's city plans and strategies.

Our plan shows how the neighbourhood, city-wide and national priorities link together and what the expected outcomes are, and links them to the identified priorities. These links will help us deliver more effective and lasting solutions to neighbourhood issues.

The purpose of our Local Community Plan is to improve the quality of life for people living in the neighbourhood through activities and initiatives which develop and deliver better local services.

Our plan is made up of two separate documents:

- 1) This first section of our '**Portobello & Craigmillar Neighbourhood Partnership Local Community Plan 2008 to 2011**', states the longer term vision and the key priorities for the whole community. It outlines how and why we have developed this Plan and the evidence we have used to identify the overarching neighbourhood priorities. It also sets the scene and provides general information about the area and a map.
- 2) The second section is the '**Action Plan**'. The action plan is our work plan. It details what's expected, what work we will do, who has the lead role, the timescales involved and the expected outcomes. Our Action Plan sets short and long term goals. It also clearly outlines what improvements are expected to be delivered in the neighbourhood area by 2011. (A list of the indicators and targets is included on pages 23 -25).

### **How did we develop our Plan?**

- To begin with, the neighbourhood priorities were identified using evidence from information already provided by local people via surveys and consultation. We also considered data from organisations with responsibility for delivering services and information about how the area is made-up such as, the population, age groups and predicted future trends. Our plan focuses on the overarching neighbourhood issues.

Examples of the evidence that we used to develop this plan:

- The 'Communities that Care Survey' – A survey of 17,000 young people attending high schools in the city. Information has been analysed and issues specifically relevant to East Edinburgh have been identified.
- The Services for Communities 'Quantitative Survey 2007/2008' - Provided information from face to face interviews with people in the Portobello & Craigmillar area. The survey highlighted what people liked and didn't like about the area. People who were interviewed were asked about the area within 15 minutes walk from their own front door.
- The Viewfinder Survey – A survey which asked young people about their priorities. These closely match many of the issues raised by other local people. The survey also highlighted that many younger people would like more opportunities for work experience.
- Information via service providers - Including 'Hotspots', local knowledge and demand for specific services.
- Recent analysis of the Edinburgh Deprivation Indices.
- The last Census data.

We have worked to develop a plan that focuses on neighbourhood needs and issues. It takes into account real differences across the area. This will help us to tackle the areas of most need.

### **Community Input:**

Once the 'neighbourhood priorities' were identified (based on the evidence), we checked by asking local people if these priorities were 'about right', if we had missed anything important and, if it came to hard choices, what we should do first.

Between June and August 2008, we held a range of 'Have Your Say' events. We talked to more than 250 local people of all ages. We made an effort to talk to people on the street as they went about their day to day business and at local events. Opportunities to 'Have your Say' included:

- Discussion groups in a range of venues including Portobello and Craigmillar Libraries and afternoon tea sessions in local sheltered housing community rooms.
- Asking people face to face about the identified priorities, on the street as they went about their day to day business such as, outside local schools and shops, and outside Portobello Town Hall and the East Neighbourhood Office.
- Out and about with the Mobile Library Service in areas such as Newcraighall, Madgalene and Bingham asking people what was most important to them.
- Collecting the views of local people during planned community events such as, at Castlevie Primary School, Space and Portobello's Picnic on the Beach.



### **Is everything included in our Action Plan?**

No, our plan tries to focus on the issues and areas of work where real '**joined-up action**' is likely to produce better results and real improvements. But our plan will continue to evolve and develop and it will start to influence how normal day to day services are delivered in our neighbourhood.



## The Area Profile



**Portobello Beach**

Our Neighbourhood Partnership lies to the south east of the City of Edinburgh comprising the coastal towns of Portobello and Joppa, and further inland, Brunstane, Newcraighall, Bingham, Niddrie and Craigmillar. It is multi-member ward 17 with a population of 25,204.

The area provides access to major road and rail links, and to a major retail centre and shopping facilities. Amongst its features is Craigmillar Castle, one of the most completely preserved medieval castles in Scotland, which is set amongst natural woodlands. The sandy beach and promenade of Portobello is also a popular recreational attraction for people from across Edinburgh and visitors to the city.

Within the boundary we have, two libraries, seven primary schools, one high school, two nursery school, five community centres, one college, six doctors surgeries and six NHS dental surgeries. Both Portobello High School and St John's Primary Schools lie on the boundary of the neighbouring Craiginny & Duddingston Partnership. Many local services are provided outside the area boundary and some of our young people also attend other schools such as Holyrood High. The housing stock is a mix of family homes, sheltered housing and multi-story and tenement flats. Landlords include the Council, Housing Associations and the private sector. In addition to the beach and other areas of natural beauty, we have 14 parks within our boundary. This includes Hawkhill Woods and Craigmillar Castle Jubilee Park which both hold Natural Heritage status.

Craigmillar is changing quickly and the regeneration will continue to provide new houses for sale and rent, new schools, parks, a library and a new town centre. In Portobello, the Master Plan for the old sub-station site continues to be developed and the ongoing development of the Edinburgh Waterfront will provide new opportunities.

Across the area there is a strong sense of local identity and community. Many people are already involved in their community and actively participate in community councils, tenants and residents associations, school boards, churches and volunteering etc.



## Population:

From the Edinburgh Index Data 2008, the population is 25,204.

Our population is likely to grow, especially within the Craigmillar area, as new people move in and those residents who were moved out during the demolition as part of the regeneration return.

The neighbourhood has a wide range of ethnic backgrounds. The numbers of school pupils living within the neighbourhood are from the following backgrounds:

<b>Ethnic Background</b>	<b>Number</b>
White-UK	2892
White-Other	121
Asian – Pakistani	95
Not Known	45
Asian – Indian	43
Mixed	47
Other	24
Black – African	24
Asian – Other	19
Gypsy Traveller	15
Asian – Chinese	20
Not Disclosed	9
Black – Other	6
Other Traveller	6

## Local differences

Whilst the neighbourhood is prosperous, large areas of deprivation still remain.

The Edinburgh Index 2008, used a range of indicators such as, income levels, unemployment, health, education and crime, to help identify which areas were the most deprived when compared to other parts of the city. The results show that within our partnership area, over one quarter of our population is living in the worst 5% of areas.

Differences in age, housing and living standards across the population can impact on the numbers of people who are unemployed, in ill health, or on low incomes etc. Often many issues come together to affect wealth, health and 'quality of life. We intend to tackle the deprivation which still exists, because areas of disadvantage can reduce quality of life, ambition and opportunities, especially for our young people. Within this partnership area, the highest concentrations of deprivation are found within the Craigmillar and Niddrie areas.

## ***The Single Outcome Agreement (SOA) and Fairer Scotland Fund (FSF)***

The Scottish Government has tasked all public agencies to work in partnership and deliver more focused services to those in most need (the Single Outcome Agreement). The Government has made money available to help us do this and this funding is known as the Fairer Scotland Fund (FSF).

In Edinburgh it has been agreed that the FSF money will be spent on 3 key areas of work. These are:

- Reducing Health Inequalities
- Employment (getting people into work and/or training)
- Early Intervention (provide support for vulnerable families, children and young people).

The amount of FSF awarded to each partnership has been based on the proportion of the population who fall within the worse 5% of levels of deprivation within Edinburgh.

Whilst our area does experience significant variations in levels of income, health, unemployment, educational attainment and crime across its communities, the wide range of needs and requirements of the communities within the Neighbourhood Partnership area are brought together in this Local Community Plan.



***KITS (kids in the street)***



***The Hays***

## ***The Identified Neighbourhood Priorities***

We accept that the priorities outlined below will only be achieved by working in partnership, and that community are an important partner in this work.

The Neighbourhood Partnership has agreed that the following 7 overarching priorities will help us to achieve our vision:

- Improve Community Safety in our neighbourhood.
- Support for families, children and young people.
- Provide an environment that is sustainable, cleaner and more attractive.
- Work to deliver better health and wellbeing.
- Achieve an improved and regenerated local area.
- Increase opportunities for employment and training.
- Seek good transport links.



# SUPPORT FOR FAMILIES, CHILDREN & YOUNG PEOPLE

## **What does this mean?**

- Supporting parents/carers with their children's learning and development
- Providing 'Early Intervention Programmes' and diversionary programmes for children and young people when required
- Providing longer-term programmes to promote and strengthen social behaviour.

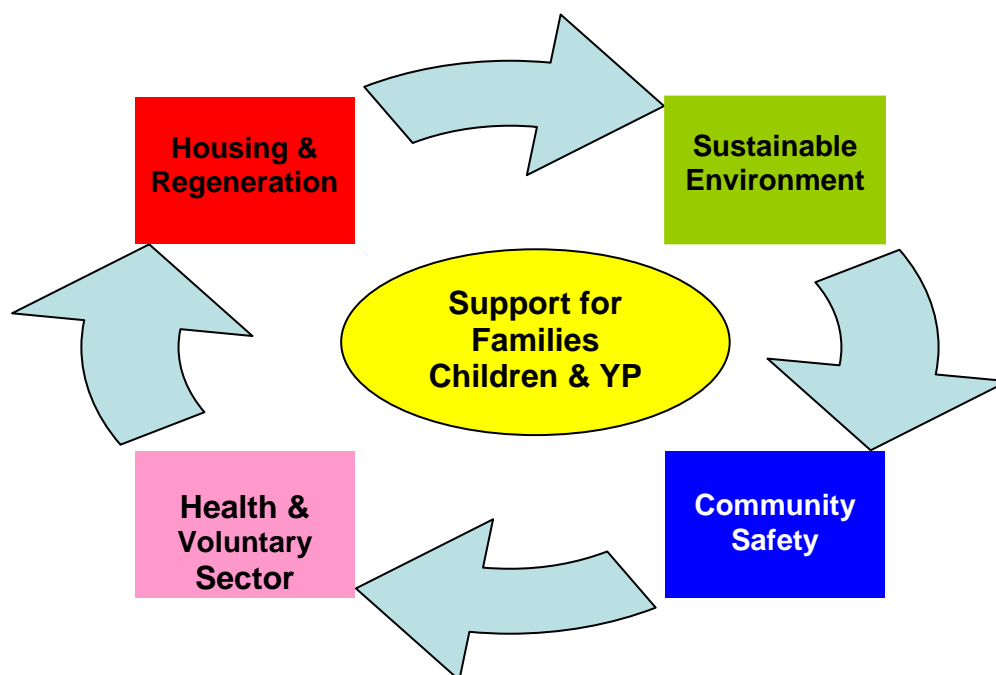
## **The neighbourhood Issues:**

- Young people themselves have reported via the Viewfinder Survey, that they want more opportunities for work experience
- Across the city referrals to the Children's Hearing System continue to increase.

## **Links between neighbourhood, city-wide and National Priorities and outcomes:**

- Currently city wide, there are 278 children on the Child Protection Register, and 1,317 looked after children and young people.
- City wide In 2006/2007, 83% of young people left school and went straight into employment, further education or training, but this is lower than the National average of 86%. By 2010/2011 our citywide target is to be above the national average.

## **Who might need to work together:**



## **What we will do:**

- Work to provide excellent education for all our children and young people
- Encourage all young people to participate in after school activities
- Provide Parenting Courses when required
- Provide early Intervention via multi-agency working to stop children or young people being excluded from school, or becoming involved in offending
- Establish a Youth Forum
- Develop a new initiative known as 'Team Around the Child'
- More sexual health intervention.

## ***What does this mean?***

Working together to make our community feel safer by:

- Reducing crime and anti-social behaviour, such as vandalism and graffiti
- Working together to reduce misuse of drugs and alcohol
- Ensuring that young people feel they are a valued part of their community.

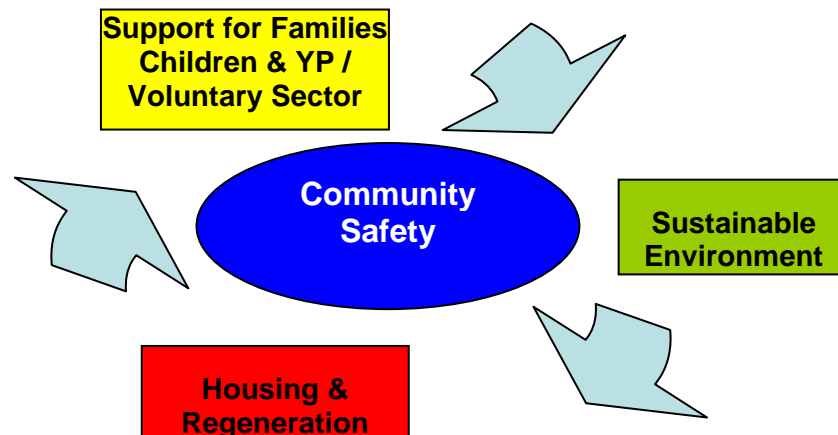
## ***The neighbourhood Issues:***

- Since April 2007, when the community safety team was set-up, crime has dropped by 35% and anti-social behaviour has reduced. The more effective use of information and improved joined-up working has delivered results. We are not complacent and there is still work to be done to tackle antisocial behaviour, nuisance and under age drinking. Our target is to reduce youth complaints by 5% each year, and improve the public perception of living in a safe community by 1% every year for the next 3 years.
- **Hotspot areas:** Bingham, Magdalene and Niddrie House are the areas which still generate the most complaint in ward 17, usually concerning youth related nuisance and drug dealing. Portobello complaints tend to be related to seasonal beach parties involving alcohol and the resultant impact noise.

## ***Links between neighbourhood, city-wide and National Priorities and outcomes:***

- National Indicator 24 –Reduce overall crime victimisation rates by 2 percentage points by 2011
- City-wide Indicator - Reduce the percentage of adult residents stating fear of crime is having a moderate or great effect on the quality of life.

## ***Who might need to work together.***



## ***What we will do:***

- Make it easier for the community to report things
- Continue to develop the TAC process - Police / Council's - Tasking and Co-ordination Group
- Provide more information about what is being done locally
- Provide more joint patrols with Police and Council officers
- Focus on early intervention and diversion
- Provide a service out of hours.

# SUSTAINABLE ENVIRONMENT

## ***What does this mean?***

Working together to make our community cleaner and greener by:

- Providing a pleasant space where people want to live and work
- To provide clean streets, good parks and open spaces and well maintained roads and pavements.

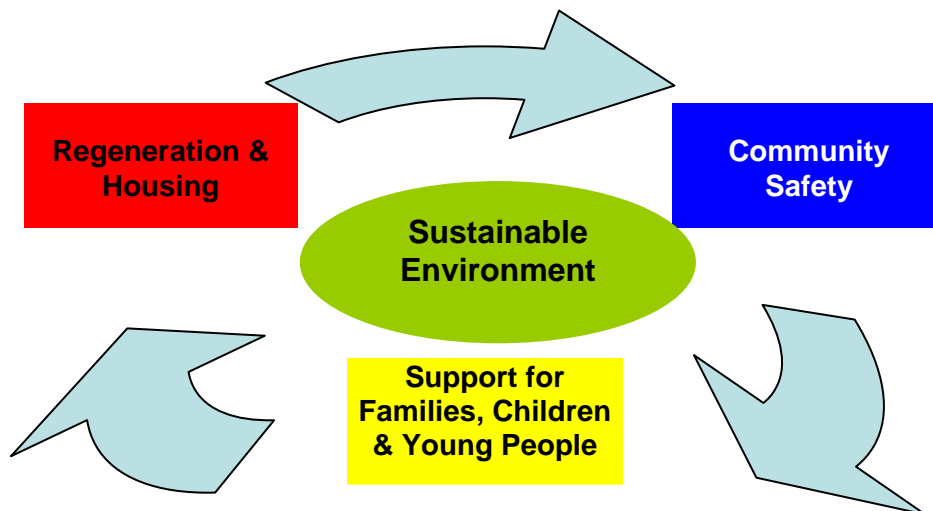
## ***The neighbourhood Issues:***

- The area has many parks, green spaces and trees. Compared to other parts of the city, the independent measurement of cleanliness of our streets is very good. However, we are not complacent because local people have told us that improving the cleanliness of streets and parks remains one of the top priorities.

## ***Links between neighbourhood, city-wide and National Priorities and outcomes:***

- National Outcome 12 – We value and enjoy our built and natural environment and protect and improve it for future generations
- Citywide Service Standard – Achieve an independently monitored CIMS Score (Cleanliness Monitoring Score) of at least 67.

## ***Who might need to work together:***



## ***What we will do:***

- Establish a Portobello & Craigmillar 'Local Environmental Forum' to encourage participation by local people and interested groups, to increase influence, improve local service standards for the environment and roads, and to help improve customer satisfaction levels
- Identify Projects for the Environmental Fund
- Reduce and prevent littering and help keep the neighbourhood clean
- Develop local parks and green spaces
- Improve joint working with Community Safety to improve public safety in parks and open spaces
- Work to improve local influence and satisfaction with roads and pavement maintenance.

## ***What does this mean?***

- People feel healthy and well when they have good networks of support from family and friends and services when they need them. It is also important to have a comfortable house, to have a job and enough money to live on. Good neighbourhoods, being able to get out and about, having an active life and maintaining a healthy lifestyle all contribute to quality of life and health and well-being.

## ***The neighbourhood Issues:***

- We have asked the community for suggestions about how the health of local people could be improved. Many people said that health awareness and education and access to good fresh food were most important. The area has a high proportion of young people.

## ***Links between neighbourhood, city-wide and National Priorities and outcomes:***

The Scottish Government has set a national outcome, that “***we live longer, healthier lives***”. City and national strategies that help towards this are:

### **Joint Health Improvement Plan -**

- Concentrates on food and health, physical activity, social capital and healthy environments

### **Sexual Health, Drugs, Alcohol and Mental Health Plans-**

- Sexual health, relationships, drug and alcohol education are standard within schools and appropriate clinics are provided for young people
- People with mental health problems are provided with community based alternatives to ‘hospital in-patient care’

### **A City for All Ages and Live Well in Later Life-**

- We shift the balance of care to support at home for older people and those with complex care needs
- We support health and activity programmes for older people including inter-generational activity, ageing well etc.

## ***Who might need to work together:***

- NHS Lothian, the Voluntary Sector, local projects and the Council’s departments of Health and Social Care, Children & Families and Services for Communities.

## ***What we will do:***

- Encourage and support healthy eating and exercise
- Ensure people are well informed about and can act on information about keeping themselves healthy
- Provide improved sexual health advice / help for young people
- Screen and treat people with drugs / alcohol problems
- Help people with moderate and more long term mental health issues to recover their mental wellbeing
- Help people with care needs to remain at home and support health and activity programmes for older people.

# HOUSING & REGENERATION

## **What does this mean?**

- Improving housing standards and working with developers and Housing Associations to deliver new homes
- Improving the local neighbourhood via plans for new schools, the new library and town centre in Craigmillar and the ongoing work relating to the Portobello Master Plan and the development of the Waterfront Promenade etc
- Retaining strong links with PARC and other developers.

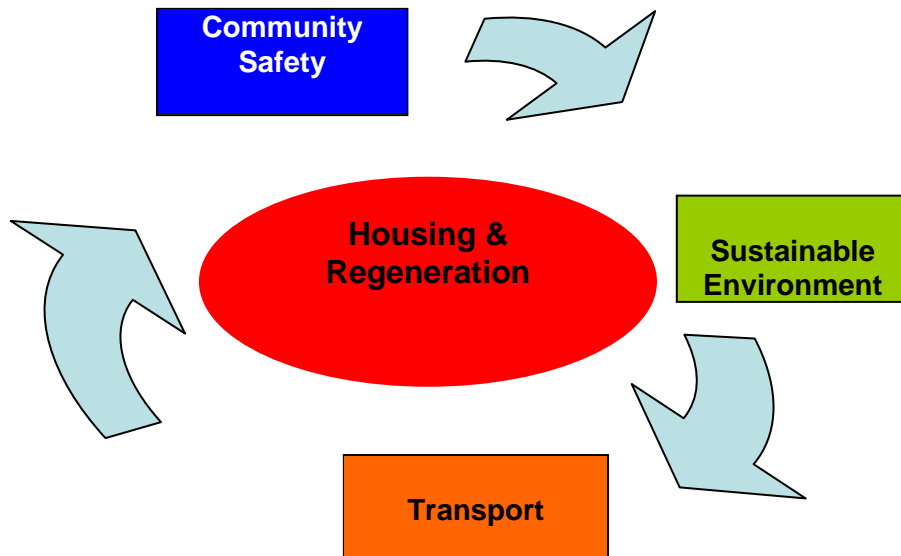
## **The neighbourhood Issues:**

- Mixed tenure housing demands a robust system for common repairs and the longer term maintenance of Home Zones
- Delivery of regeneration within Craigmillar.

## **Links between neighbourhood, city-wide and National Priorities and outcomes:**

- National Indicator 28: Increase the percentage of adults who rate their neighbourhood as a good place to live
- National Indicator 43: Improve people's perceptions of the quality of public services delivered

## **Who might need to work together:**



## **What we will do:**

- Support the regeneration project in Craigmillar, including the new Castlebrae Community High School Campus, Craigmillar Library and the new Town Centre development
- Promote the North Portobello proposals
- Ensure that the plans for redevelopment are beneficial for the community and meets its needs
- Continue to work towards improving the standard of council housing and also common housing repairs across all tenures
- Promote Portobello Beach.

### ***What does this mean?***

- Providing people with opportunities to get sustainable jobs or the training that they need to help them get work
- To increase the numbers of young people who leave school and go straight into further education, employment or training
- Gaining employment can help to increase health, self esteem and reduce poverty.

### ***The neighbourhood Issues:***

- A high number of young people have told us they would like more opportunities for work experience in the 2008 Viewfinder Survey
- In August the unemployment rate across the city was 1.8%, whilst our average rate of unemployment across the partnership area (ward 17) was 2.5%. However, the rate varies. In Portobello the rate was 1.6% but in Craigmillar the rate reached 4.9%, which was one of the highest rates across the city.

### ***Links between neighbourhood, city-wide and National Priorities and outcomes:***

The Government have set a National Outcome that we realise our full economic potential with more and better employment opportunities for our people.

- National Indicator 7 – Improve the proportion of school leavers moving on to Further Education, Employment or Training
- City Job Strategy - supports joined-up working across many agencies to provide and develop new and increased opportunities for sustainable jobs and training for adults and young people.

### ***Who might need to work together:***

- Many agencies have a key role to play. Schools, Job Centre, City Strategy Pathfinder, Joined-Up for Jobs, colleges, training academies and city wide projects such as the JET Project (jobs employment and training), focus on finding people work and/or providing training opportunities that result in lasting employment. There are also local projects which clearly focus on improving access to employment which are directly funded through the Neighbourhood Partnership's allocation of Fairer Scotland Fund (FSF), such as Craigmillar Area Focus and Worktrack.

### ***What we will do:***

- Ensure that we benefit from the city-wide programmes and from neighbourhood projects currently being funded to provide opportunities to obtain new skills and increase access to lasting employment
- Support the development of a local business base
- Support the development of high quality business space as part of the redevelopment programme.

# TRANSPORT

## ***What does this mean?***

- Ensuring that road safety and speed reduction measures are in place
- Encouraging use of public transport and a reduction of car usage
- Ensuring public transport works efficiently
- Reducing the need to travel by promoting local shops and services
- Improving bike lanes and pathways.

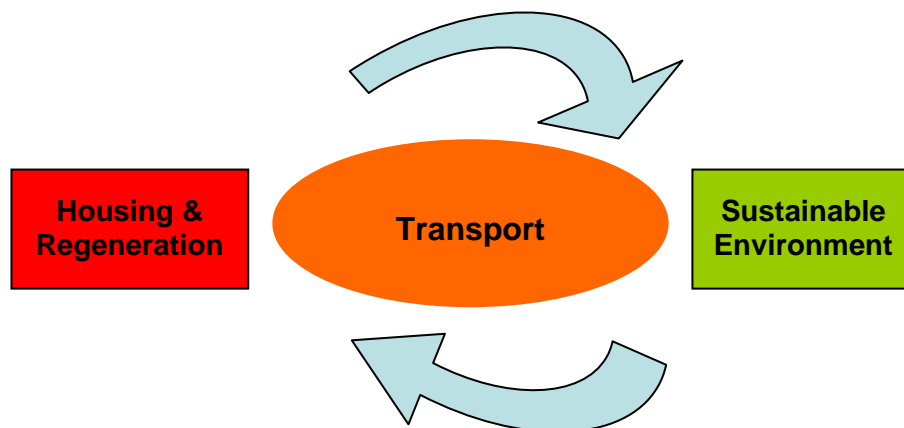
## ***The neighbourhood Issues:***

- Good transport links are important for a stronger community because local people need access to facilities, employment and training and to sustain social contacts etc.
- Concerns have been raised relating to traffic plans for Niddrie Mains Road and the new town centre proposals, and the pedestrian safety of the Home Zones.

## ***Links between neighbourhood, city-wide and National Priorities and outcomes:***

- National Indicator 4: Reduce the proportion of driver journeys delayed due to traffic congestion
- National Indicator 36: Increase the proportion of journeys to work made by public or active transport

## ***Who might need to work together:***



## ***What will we do:***

- Ensure new developments take account of the traffic flow through the area
- Support Safer Routes to School and other road safety campaigns
- Ensure pedestrian safety is taken into account in any new development planning
- Ensure cycle paths and footpaths continue to be developed
- Support initiatives for local businesses to encourage them to recruit local people and reduce the need to travel to work
- Consider any further safer street concepts that may benefit the area
- Promote more sustainable types of transport and raise awareness.

## ***How to contact us and how to get involved***

The Portobello & Craigmillar Neighbourhood Partnership is very keen to hear from people who live, work or do business in the area and would like to get involved.

For more information please contact either:



Mary Dunbar  
Services for Communities  
East Partnership & Information Manager  
East Neighbourhood Office  
86 Niddrie Mains Road  
Edinburgh EH16 4DT  
Phone: 0131 529 4415  
e-mail: [eastteam@edinburgh.gov.uk](mailto:eastteam@edinburgh.gov.uk)

**Or**



Jim Hunter  
Services for Communities  
East Neighbourhood Manager  
East Neighbourhood Office  
86 Niddrie Mains Road  
Edinburgh EH16 4DT  
Phone: 0131 529 3111  
e-mail: [eastteam@edinburgh.gov.uk](mailto:eastteam@edinburgh.gov.uk)

The following documents are available on-line at our web-site:

**[www.edinburghnp.org.uk](http://www.edinburghnp.org.uk)**

- Portobello & Craigmillar Local Community Plan and Action Plan
- Portobello & Craigmillar Ward Profile

The documents are available to download free of charge from our website at [www.edinburgh.gov.uk](http://www.edinburgh.gov.uk) or by contacting the numbers listed below.

If you wish to make comments or discuss any of the services within the community plan, in the first instance please contact the East Neighborhood Office on **0131 529 4415** or **0131 529 3020**

**Website - [pc.np@edinburgh.gov.uk](http://pc.np@edinburgh.gov.uk)**

**e-mail - [eastteam@edinburgh.gov.uk](mailto:eastteam@edinburgh.gov.uk)**

### ***The National Outcomes: Set by the Scottish Government***

1. We live in a Scotland that is the most attractive place for doing business in Europe.
2. We realise our full economic potential with more and better employment opportunities for our people.
3. We are better educated, more skilled and more successful, renowned for our research and innovation.
4. Our young people are successful learners, confident individuals, effective contributors and responsible citizens.
5. Our children have the best start in life and are ready to succeed.
6. We live longer, healthier lives.
7. We have tackled the significant inequalities in Scottish society.
8. We have improved the life chances for children, young people and families at risk.
9. We live our lives safe from crime, disorder and danger.
10. We live in well-designed, sustainable places where we are able to access the amenities and services we need.
11. We have strong, resilient and supportive communities where people take responsibility for their own actions and how they affect others.
12. We value and enjoy our built and natural environment and protect it and enhance it for future generations.
13. We take pride in a strong, fair and inclusive national identity.
14. We reduce the local and global environmental impact of our consumption and production.
15. Our public services are high quality, continually improving, efficient and responsive to local people's needs.

### **National Indicators and Targets**

<b>Indicator 1:</b> At least halve the gap in total research and development spending compared with EU average by 2011
<b>Indicator 2:</b> Increase the business start-up rate
<b>Indicator 3:</b> Grow exports at a faster average rate than GDP
<b>Indicator 4:</b> Reduce the proportion of driver journeys delayed due to traffic congestion
<b>Indicator 5:</b> Increase the percentage of Scottish domiciled graduates from Scottish Higher Education Institutions in positive destinations
<b>Indicator 6:</b> Improve knowledge transfer from research activity in universities
<b>Indicator 7:</b> Increase the proportion of school leavers (from Scottish publicly funded schools) in positive and sustained destinations (FE, HE, employment or training)
<b>Indicator 8:</b> Increase the proportion of schools receiving positive inspection reports

<b>Indicator 9:</b> Increase the overall proportion of area child protection committees receiving positive inspection reports
<b>Indicator 10:</b> Decrease the proportion of individuals living in poverty
<b>Indicator 11:</b> 60% of school children in primary 1 will have no signs of dental disease by 2010
<b>Indicator 12:</b> Increase the proportion of pre-school centres receiving positive inspection reports
<b>Indicator 13:</b> Increase the social economy turnover
<b>Indicator 14:</b> Reduce the rate of increase in the proportion of children with their Body Mass Index outwith a healthy range by 2018
<b>Indicator 15:</b> Increase the average score of adults on the Warwick-Edinburgh Mental Well-being Scale by 2011
<b>Indicator 16:</b> Increase healthy life expectancy at birth in the most deprived areas
<b>Indicator 17:</b> Reduce the percentage of the adult population who smoke to 22% of by 2010
<b>Indicator 18:</b> Reduce alcohol related hospital admissions by 2011
<b>Indicator 19:</b> Achieve annual milestones for reducing inpatient or day case waiting times culminating in the delivery of an 18 week referral to treatment time from December 2011
<b>Indicator 20:</b> Reduce proportion of people aged 65 and over admitted as emergency inpatients 2 or more times in a single year
<b>Indicator 21:</b> Reduce mortality from coronary heart disease among the under 75s in deprived areas
<b>Indicator 22:</b> All unintentionally homeless households will be entitled to settled accommodation by 2012
<b>Indicator 23:</b> Reduce overall reconviction rates by 2 percentage points by 2011
<b>Indicator 24:</b> Reduce overall crime victimisation rates by 2 percentage points by 2011
<b>Indicator 25:</b> Increase the percentage of criminal cases dealt with within 26 weeks by 3 percentage points by 2011
<b>Indicator 26:</b> Increase the percentage of people aged 65 and over with high levels of care needs who are cared for at home
<b>Indicator 27:</b> Increase the rate of new house building
<b>Indicator 28:</b> Increase the percentage of adults who rate their neighbourhood as a good place to live
<b>Indicator 29:</b> Decrease the estimated number of problem drug users in Scotland by 2011
<b>Indicator 30:</b> Reduce number of working age people with severe literacy

and numeracy problems
<b>Indicator 31:</b> Increase positive public perception of the general crime rate in local area
<b>Indicator 32:</b> Reduce overall ecological footprint
<b>Indicator 33:</b> Increase to 95% the proportion of protected nature sites in favourable condition
<b>Indicator 34:</b> Improve the state of Scotland's Historic Buildings, monuments and environment
<b>Indicator 35:</b> Biodiversity: increase the index of abundance of terrestrial breeding birds
<b>Indicator 36:</b> Increase the proportion of journeys to work made by public or active transport
<b>Indicator 37:</b> Increase the proportion of adults making one or more visits to the outdoors per week
<b>Indicator 38:</b> 50% of electricity generated in Scotland to come from renewable sources by 2020 (interim target of 31% by 2011)
<b>Indicator 39:</b> Reduce to 1.32 million tonnes waste sent to landfill by 2010
<b>Indicator 40:</b> Increase to 70% key commercial fish stocks at full reproductive capacity and harvested sustainability by 2015
<b>Indicator 41:</b> Improve people's perceptions, attitudes and awareness of Scotland's reputation
<b>Indicator 42:</b> Improve public sector efficiency through the generation of 2% cash releasing efficiency savings per annum
<b>Indicator 43:</b> Improve people's perceptions of the quality of public services delivered
<b>Indicator 44:</b> Improve the quality of healthcare experience
<b>Indicator 45:</b> Reduce the number of Scottish public bodies by 25% by 2011

## Map - Portobello & Craigmillar NP area

The boundary is shown in red



